



Home Learning for Year 5


Autumn Term 1




Below is a list of Home Learning for your child to complete each week for this half term. Due to the current circumstances children will not be completing work in books. Instead, the majority of Home Learning will take place online (where possible). If there is written work, your child **will not** be able to bring it into school. Instead, it can be emailed to our school admin account with 'FAO MISS GIFFORD' in the subject bar: adminstlukes@ourladyoffatimatrust.essex.sch.uk. Please remember, **spelling quizzes will occur every Thursday**. If you are having difficulties with accessing the activities, please ask your child to speak to Miss Gifford. **This document will also be posted on the school website.**

Please ensure your child continues to read each day – write comments on the post-it notes we have provided with your child's reading book. We will transfer these each day to your child's reading record **which is to be kept in school.**


English	Maths	Other Learning Activities
WEEK 1: 02-04.09.2020		
<p>Revision – Write a recount of summer holidays. Study 3/4 spellings.</p>	<p>Weeks 1 and 2 focus on:</p> <ul style="list-style-type: none"> ✓ understanding of place value and using this in the development of addition and subtraction calculation strategies. <p>Revision: https://www.bbc.co.uk/bitesize/articles/zhnrcqt https://www.bbc.co.uk/bitesize/articles/z6vr47h https://www.bbc.co.uk/bitesize/articles/zrtsy9g</p>	<p>Draw a picture to illustrate the recount of your summer holiday. Share it with your family and discuss what you enjoyed the most and why.</p>
WEEK 2: 07-11.09.2020		
<p>Cosmic Reading: Find another book where the character has a dilemma. <i>What problems is the character facing?</i> Write a different ending that has another way to solve the problem. Writing: Imagine you have woken up on another planet. Write what you would do next. Study 3/4 spellings.</p>	<p>Weeks 1 and 2 focus on:</p> <ul style="list-style-type: none"> ✓ understanding of place value and using this in the development of addition and subtraction calculation strategies. <p>Revision: https://www.bbc.co.uk/bitesize/articles/zvxpscw https://www.bbc.co.uk/bitesize/articles/zf3r47h</p>	<p style="text-align: center;">Watercolour Planets</p>  <p>Research facts about each planet, then create an artistic representation of each planet using watercolours or any other resources you might have.</p>
WEEK 3: 14-18.09.2020		
<p>Cosmic Reading: Research some space themed poems. Consider what you like about them, which ones stood out to you and why? Writing: Write your own space themed poem. Make sure to use clever adjectives and decorate it to make it out of this world. Spellings: accommodate, accompany, according, achieve, aggressive.</p>	<p>Week 3 focuses on:</p> <ul style="list-style-type: none"> ✓ multiplying and dividing to get decimal numbers; ✓ mental strategies in multiplication and division. <p>Revision: https://whiterosemaths.com/homelearning/year-4/ (Weeks 2, 3 and 7)</p>	<p style="text-align: center;">Galaxy Art</p>  <p>Our galaxy is a huge one, with so many wonderful objects in it. Recreate the wonder of this enormous galaxy in a piece of art.</p>
WEEK 4: 21-25.09.2020		
<p>Cosmic Reading: On Purple Mash read the story 'The Magic Pen'. Consider creating a gadget which would help Liam (the main character of <i>Cosmic</i>). Draw it and write what it does.</p>	<p>Week 4 focuses on:</p> <ul style="list-style-type: none"> ✓ calculating time intervals; ✓ measuring lengths in cm and mm including perimeters. <p>Revision:</p>	<p style="text-align: center;">Outer Space Painting</p>

<p>Writing: Create a storyboard which details the tale of <i>Cosmic</i> so far.</p> <p>Spellings: amateur, ancient, apparent, appreciate, attached.</p>	<p>https://classroom.thenational.academy/lessons/measures-time-marathon-training</p> <p>https://www.bbc.co.uk/bitesize/articles/zkhwqp3</p> <p>https://www.bbc.co.uk/bitesize/articles/zbcnf4j</p> <p>https://classroom.thenational.academy/lessons/measures-converting-between-mm-and-cm</p>	 <p>This painting uses multiple art materials – sharpies, crayons and watercolour paints. Be as creative as you can be!</p>
---	---	--

WEEK 5: 28.09-02.10.2020

<p>Instructions</p> <p>Reading: Research record breaking roller-coasters. Note down your fantastic facts.</p> <p>Writing: Pretend you are taking your sibling or friend to a theme park. Write a list of instructions to keep them safe.</p> <p>Spellings: available, average, awkward, bargain, bruise.</p>	<p>Week 5 focuses on:</p> <ul style="list-style-type: none"> ✓ using formal written subtraction and counting up as appropriate, including when finding change. <p>Revision:</p> <p>https://whiterosemaths.com/homelearning/year-4/ (Week 9)</p> <p>https://www.bbc.co.uk/bitesize/articles/zvxpscw</p> <p>https://classroom.thenational.academy/lessons/measures-money-coin-purse-challenge</p>	<p>Follow the instructions given to you in the video from Oak National Academy to create optical illusions and shading to form.</p>  <p>use show</p>
--	--	---

WEEK 6: 05-09.10.2020

<p>Instructions</p> <p>Research: Discover what food astronauts eat in space.</p> <p>Writing: Either write a review on what you think their food would be like or create a space food recipe.</p> <p>Spellings: category, cemetery, committee, communicate, community.</p>	<p>Weeks 6 and 7 focus on:</p> <ul style="list-style-type: none"> ✓ multiplication and division; ✓ extend the understanding of fractions. <p>Revision:</p> <p>https://www.bbc.co.uk/bitesize/articles/zbdj7nb</p> <p>https://www.bbc.co.uk/bitesize/articles/zb8wqp3</p> <p>https://www.bbc.co.uk/bitesize/articles/z7pckmn</p>	<p>Follow the instructions given to you in the video from Oak National Academy to create an automatic drawing in the style of Joan Miró.</p> 
---	---	---

WEEK 7: 12-16.10.2020

<p>Shakespeare</p> <p>Reading: Read 'Who was William Shakespeare?'</p> <p>https://www.bbc.co.uk/bitesize/topics/z7d7gwx/articles/zrxwy9g</p> <p>Writing: Write a letter to Shakespeare, consider questions like, why couldn't women be actors, what was his favourite play and why? How long would it take you to write a play? Research possible answers.</p> <p>Spellings: competition, conscience, conscious, controversy, convenience.</p>	<p>Weeks 6 and 7 focus on:</p> <ul style="list-style-type: none"> ✓ multiplication and division; ✓ extend the understanding of fractions. <p>Revision:</p> <p>https://whiterosemaths.com/homelearning/year-4/ (Week 3)</p> <p>https://whiterosemaths.com/homelearning/year-4/ (Week5)</p>	<p>This is the start of our Shakespeare topic, so let's get performing!</p> <p>Practise any type of performance piece. This could be singing, dancing, acting, playing an instrument even mime.</p> <p>Then you need to find an audience. You could use teddies, cut out finger puppets or find family members to perform to.</p>
---	---	---

WEEK 8: 19-23.10.2020

<p>Shakespeare</p> <p>Research: Look up words Shakespeare invented, explore their meaning.</p> <p>Writing: Create your own made up words and put them in sentences. <i>What do they mean? Write their definition.</i></p> <p>Spellings: correspond, criticise, curiosity, definite, desperate.</p>	<p>Week 8 focuses on:</p> <ul style="list-style-type: none"> ✓ the concept of angles as degrees of 'turn'; ✓ comparison, identification and measurement of angles. <p>Revision:</p> <p>https://www.bbc.co.uk/bitesize/articles/zy3jcmn</p> <p>https://www.bbc.co.uk/bitesize/articles/zg4xdp3</p>	<p>The Globe theatre where Shakespeare's plays are/would be carried out, is a world-renowned building. Research other famous buildings such as:</p> <ul style="list-style-type: none"> ✓ The Eiffel Tower ✓ The Empire State Building ✓ Leaning Tower of Pisa <p>Draw your own masterpiece.</p>
---	---	--

Remember to ...

<p>Be active – Try gonoodle - https://www.gonoodle.com/ or BBC Bitesize PE.</p> <p>Be kind – Small acts of kindness can mean so much to someone! Draw them a lovely picture, make them a yummy snack, give them a huge hug, or just tell them how much they mean to you! Do it when they least expect it; that always makes a surprise so much better!</p>
--

Take note – Is there a certain room or spot in your house that makes you feel calm? Maybe it's a comfy chair and blanket or a secret cubby? Find a pencil and paper and go to your calm place and describe what is around you that makes you feel calm.

Connect – Draw as many stars you wish on a big piece of paper. At the beginning of the week, write on a star something kind for each member of your family, including yourself. Colour as you wish and share it with your family.

Learn – Science: Spectacular space (<https://www.bbc.co.uk/bitesize/articles/zmw3hcw>)

Geography: The Lake District (<https://www.bbc.co.uk/bitesize/articles/z6iqcmn>)

Notes:

- ✚ Please login to Active Learn for the weekly Maths Home Learning tasks.
- ✚ Maths revision includes Y4 linked activities from BBC Bitesize, White Rose or Oak National Academy to support the new learning;
- ✚ Whole class readings: *Cosmic* by Frank Cottrell Boyce (weeks 2,3,4), Instructions texts (weeks 5,6), *Macbeth* by Shakespeare (fiction and play – weeks 7,8);
- ✚ Guided reading book: *Wonder* by RJ Palacio;
- ✚ Spellings: Year 3&4 Spellings (Revision – Weeks 1 and 2), Year 5&6 Spellings (5 spellings a week practice – Weeks 3-8).